

CONNECTRAC®

A brand of **legrand®**



EXPRESS KIT SPEC GUIDE

For installation on top of any flooring surface



Express Solution for Power & Data

Express Kits are a grab-and-go solution that conveniently manages both power and data cables. Our visible on-floor option works great on top of any flooring surface for both retrofit and new construction applications.

Features & Benefits

- **Pre-Wired Power**

A powered Quad Receptacle is attached to a flexible steel conduit that is pre-wired for simple and quick installation.

- **Versatile Data**

Data accommodates up to 4 Cat-6 data cables and holds up to 4 customizable keystone modules.

- **Low-Profile Transition Ramps**

Ramps seamlessly transition the wireway to the floor and meet ADA compliance standards.

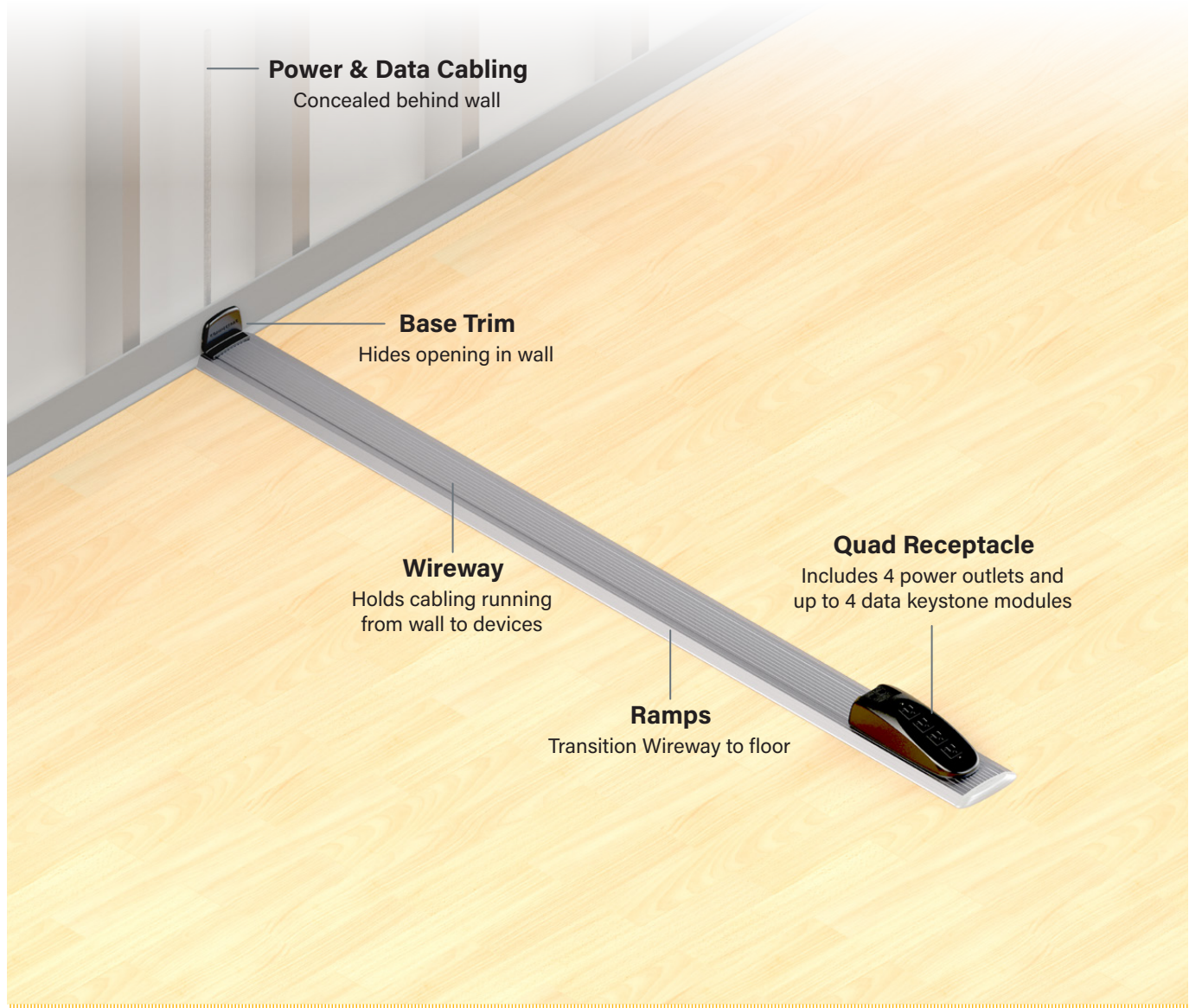
- **Non-Disruptive Installation**

Easy to install and can be cut to size in the field, which allows more work during regular business hours.

- **Multiple Entrance Fitting Options.**

Draw power from either the standard, in-wall entrance fitting, or draw power from Wiremold® Perimeter Raceways, using Raceway-to-Connectrac Transitions.

HOW IT WORKS

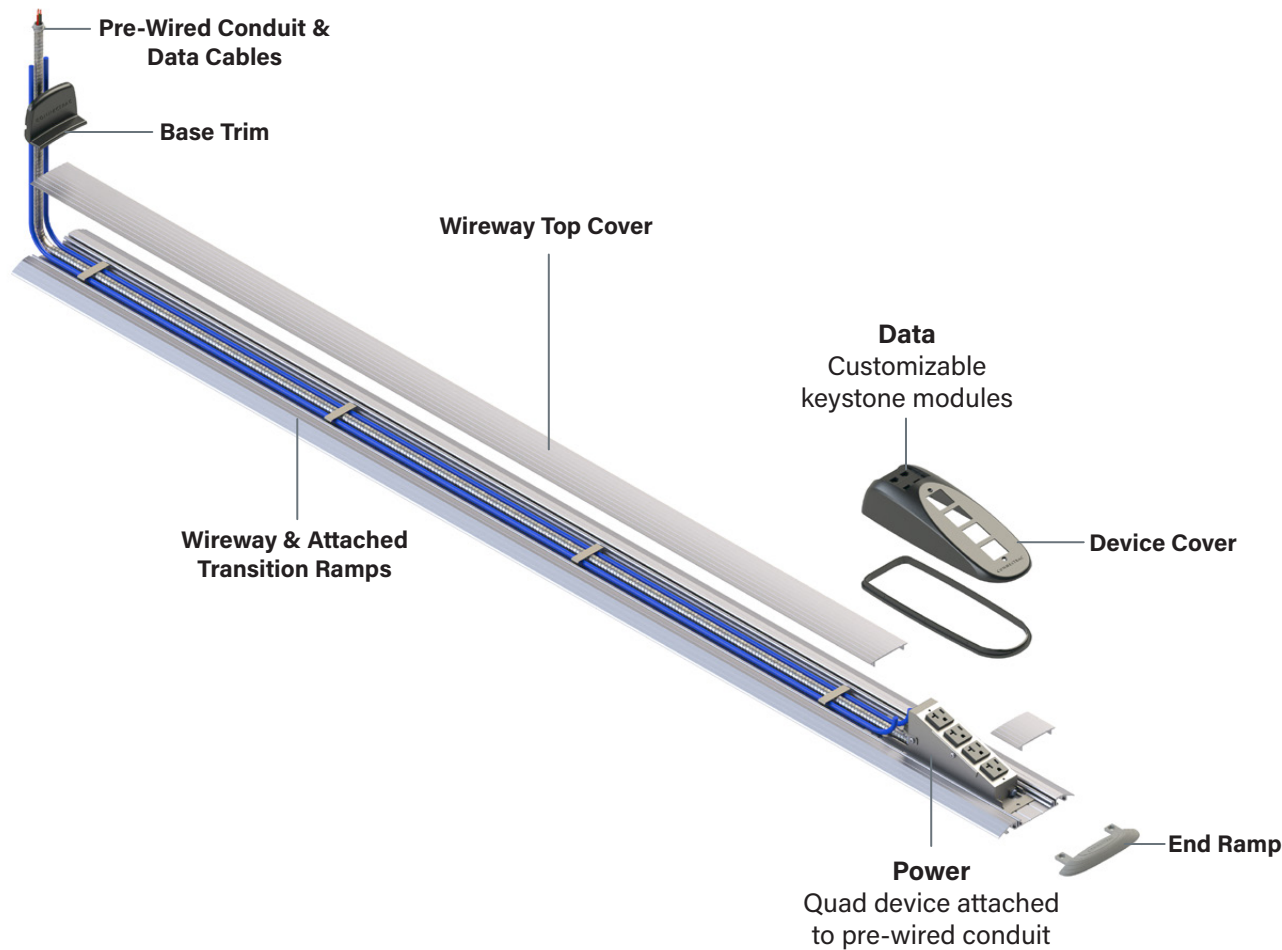


Total System Width: 5.5"

Total System Height: .65"

Available Wireway Lengths: 6', 9', 12'

COMPONENTS



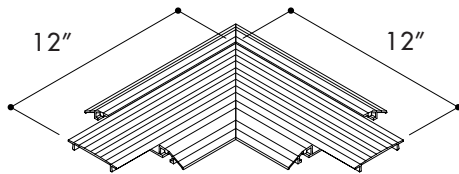
PRODUCT LISTING

Our Express Kit for installation on top of any flooring surface is a grab-and-go solution that comes complete with all the accessories you need for installation.

To specify, simply choose from our three available lengths below, which can all be cut to size in the field as needed.

Part Number	Description
CT.XPO.1-06-25.1c-SV	6' EXPRESS on floor kit w/ 25' single circuit conduit & quad receptacle. SILVER
CT.XPO.1-09-25.1c-SV	9' EXPRESS on floor kit w/ 25' single circuit conduit & quad receptacle. SILVER
CT.XPO.1-12-25.1c-SV	12' EXPRESS on floor kit w/ 25' single circuit conduit & quad receptacle. SILVER

OPTIONAL ACCESSORIES



90° CORNER KIT *(Available May 2021)*

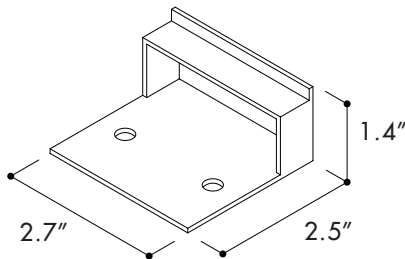
Allows Wireway to make a 90° turn.

Part Number:

CT.XPO.1-AC-C90-SV

Description:

EXPRESS on floor CORNER.
90 degree complete kit.



ROUGH-IN FRAME

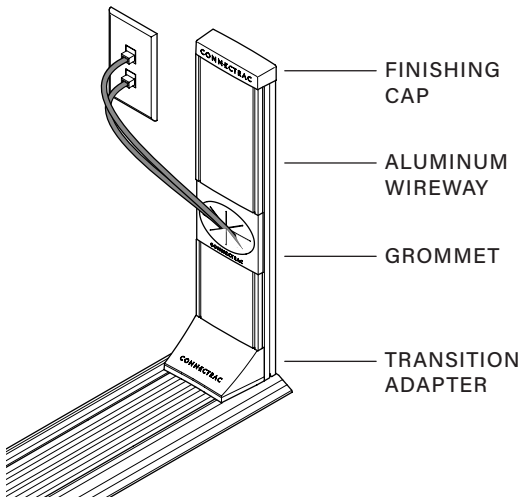
Installed before drywall to provide a rough opening for cabling.

Part Number:

CT.XPO.1-AC-RIF

Description:

Rough-In Frame



WALL CHANNEL KIT *(Available May 2021)*

The Wall Channel Kit comes in two sizes (2', 12') and is used when power/data cabling is running outside the wall. The 2' Wall Channel Kit is designed to connect to an existing wall outlet box, while the 12' Wall Channel Kit is designed for running conduit up the wall to connect to a junction box. Both sizes can be cut to size in the field.

Part Number:

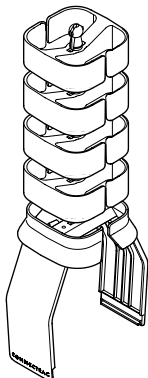
CT.XPO.1-AC-WT-02-SV

CT.XPO.1-AC-WT-12-SV

Description:

2' Wall Channel Kit

12' Wall Channel Kit



VERTICAL WIRE MANAGER

Attaches to any power or data device to manage cabling.

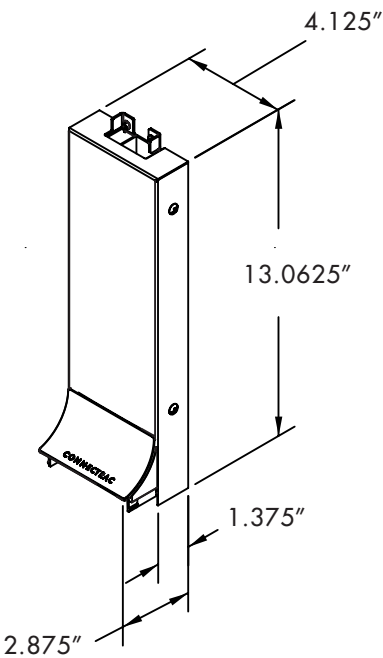
Part Number:

CT.AC-WMV.1-DG

Description:

Vertical Wire Manager

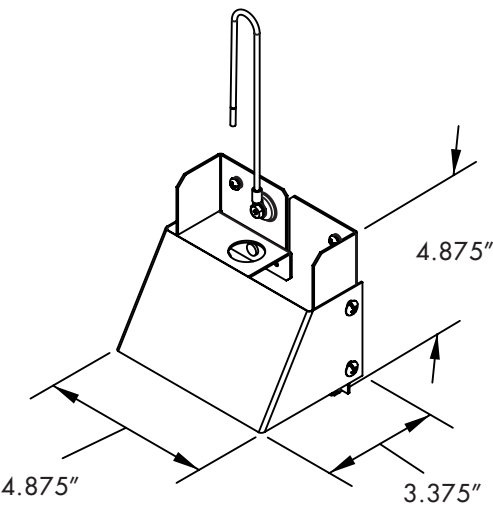
WIREMOLD® RACEWAY TRANSITIONS



2400D® Series Raceway Transition

The Raceway Transition Fitting allows the feeding of power and data to the wireway from a 2400D® Series Raceway mounted on a wall. The steel constructed transition is available in either a painted Ivory finish or Fog White finish to match the on-wall raceway.

Part Number:	Description:
V2400CT1	2400D Raceway-to-Connectrac Transition Fitting. Surface-mounted. Ivory
FW2400CT1	2400D Raceway-to-Connectrac Transition Fitting. Surface-mounted. Fog White



4000® Series Raceway Transition

The Raceway Transition Fitting allows the feeding of power and data to the wireway from a 4000® Series Raceway mounted on a wall. The steel constructed transition is available in either a painted Ivory finish or Gray finish to match the on-wall raceway.

Part Number:	Description:
G4000CT1	4000 Raceway-to-Connectrac Transition Fitting. Surface-mounted. Gray
V4000CT1	4000 Raceway-to-Connectrac Transition Fitting. Surface-mounted. Ivory

QUAD RECEPTACLE


These components are included with each quad device:

DATA
Provides unloaded modules to mount up to 4 keystone modules, as well as blanks if necessary

DEVICE COVER
Attaches to top of device

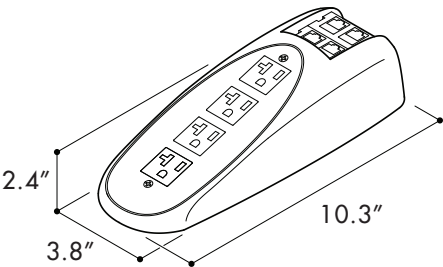
TRIM SKIRT
Snaps into Device Cover

POWER
Powered quad device attached to a flexible steel conduit that is pre-wired



DEVICE INFORMATION

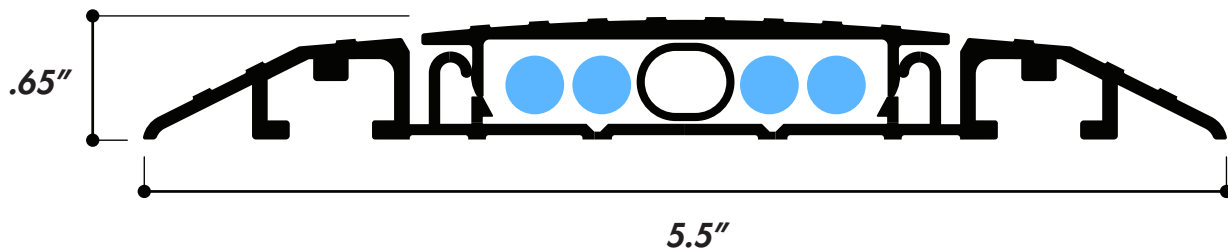
NAME:	Quad Receptacle
DESCRIPTION:	The Quad Receptacle is a pre-wired, 20-amp outlet device available in a single-circuit option. The device includes 4 power outlets and up to 4 customizable data keystone modules.
ELECTRICAL LISTING:	<p>US: This device meets UL 111 standards for multioutlet assemblies and is listed by ETL / Intertek. The device is identified with the ETL Listed Mark.</p> <p>Canada: This device meets CAN/CSA 22.2 No. 62 standards for surface raceway systems and is listed by ETL / Intertek. The device is identified with the cETL Listed Mark.</p>



TECHNICAL INFO

WIREWAY CAPACITY

Alongside the shielded flexible power conduit, the Wireway can accommodate up to 4 low-voltage Cat-6 cables (data, telecom, AV):



WIREWAY DIMENSIONS

Outside Dimensions: 2.7" x .65"

Inside Dimensions: 2" x .4"

WEIGHT CAPACITY

Connectrac systems are designed to withstand loads up to 1000 pounds.

WIRING DIAGRAM

Express Kits are single-circuit, pre-wired systems. The flexible conduit includes a 1/2" knockout fitting and typically connects to a junction box in the wall or ceiling.

